

## Better Usability



Minimum size with the footprint similar to that of a 17 inch laptop, with space saving design that allows internal storage of lyse giving small labs more space.

10.4 inch TFT touch screen together with our powerful software enhances user operations and experience.



New technology that eliminates the need for cleanser and rinse, reducing the number of reagents needed while at the same time lowering overall reagent consumption.

Flexible packaging of reagents, with normal and small sizes to better cater to the needs of different daily sample volumes.

## Enhanced Performance



Higher throughput at 70 tests per hour.



Micro sample volume at 9.0uL for whole blood mode with capillary whole blood samples supported, perfect for pediatric samples.

## BC-30s Auto Hematology Analyzer

### Technical Specifications

**Principles**  
Impedance method for WBC, RBC and PLT counting  
Cyanide free reagent for hemoglobin test

Performance	Linearity Range	Precision (CV %)	Carryover
WBC( $10^9/L$ )	0-200	$\leq 3.5\%$ (4.0-6.9) $\leq 2.0\%$ (7.0-15.0)	$\leq 0.5\%$
RBC( $10^{12}/L$ )	0-8.00	$\leq 1.5\%$ (3.5-6.5)	$\leq 0.5\%$
HGB(g/L)	0-280	$\leq 1.5\%$ (100-180)	$\leq 0.5\%$
MCV(fL)		$\leq 1.0\%$ (70-110)	
PLT( $10^9/L$ )	0-4000	$\leq 5.0\%$ (100-149) $\leq 4.0\%$ (150-500)	$\leq 1.0\%$

**Parameters**  
21 parameters: WBC, Lymph#, Mid#, Gran#, Lymph%, Mid%, Gran%, RBC, HGB, HCT, MCV, MCH, MCHC, RDW-CV, RDW-SD, PLT, MPV, PDW, PCT, P-LCR, P-LCC  
3 histograms for WBC, RBC and PLT

**Reagent**  
M-30D DILUENT  
M-30CFL LYSE  
PROBE CLEANSER

Sample Volume	
Prediluted mode	20 $\mu$ L
Whole blood mode	9 $\mu$ L

**Throughput**  
70 samples per hour

**Display**  
10.4 inch TFT Touch Screen

**Multi-language**  
Chinese, English, Spanish, Portuguese, Russian, French, Bahasa Indonesia

**Data Storage Capacity**  
Up to 500,000 results including numeric and graphical information

**Communication**  
LAN Port supports HL7 protocol  
Support bi-directional LIS

**Interface**  
4 USB port (for external printer, software upgrade, barcode reader, WIFI adapter, keyboard and mouse), LAN port (1)

**Printout**  
Thermal recorder, 50 mm wide paper, various printouts formats  
External printer optional

**Operating Environment**  
Temperature: 10 $^{\circ}$ C~40 $^{\circ}$ C  
Humidity: 10%~90%  
Air pressure: 70kPa~106kPa

**Power Requirement**  
100V-240V  
 $\leq 300VA$   
50Hz/60Hz

**Dimension and Weight**  
Dimension: Depth(410 mm) x width(300 mm) x height(400 mm)  
Weight:  $\leq 20Kg$



## BC-30s Auto Hematology Analyzer

### Minimum Size, Maximum Capability



Mindray Building, Keji 12th Road South,  
High-tech Industrial Park, Nanshan, Shenzhen 518057, P.R. China  
Tel: +86 755 8188 8998 Fax: +86 755 26582680  
E-mail: intl-market@mindray.com www.mindray.com  
**Mindray is listed on the NYSE under the symbol "MR"**

**mindray** are registered trademarks or trademarks owned by Shenzhen Mindray Bio-medical Electronics Co., LTD.  
©2015 Shenzhen Mindray Bio-Medical Electronics Co., Ltd. All rights reserved. Specifications subject to changes without prior notice.  
P/N: ENG-BC-30s-210285x6-20150623

**mindray**

**mindray**  
healthcare within reach

# BC-30s

Auto Hematology Analyzer

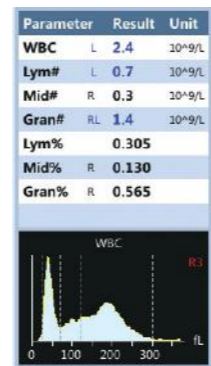
## What a 3-part should be

At Mindray we pride ourselves in our dedication and experience in developing better solutions for small labs. Our new line of 3-part hematology analyzers is the culmination of that effort. Compact yet powerful, full featured yet affordable, the BC-30s is what a 3-part analyzer should be.

### Exclusive Feature



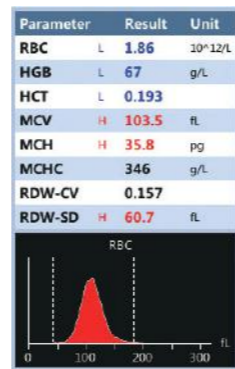
Detailed flag information never before seen on a 3-part analyzer. Provides information useful for diagnosis including WBC flag, RBC flag and PLT flag.



Leucopenia  
Lymph decreased  
Pancytopenia


**Sample 1** : BC-30s shows flags "Leucopenia", "Lymph decreased", "Pancytopenia" which mean white blood cell decreased, the low number of Lymphocyte and decreased of leukocyte, erythrocyte and plate count. Meanwhile "R3" flag is also displayed. Two kinds of flag messages are both supported to ensure clinicians have better understanding of sample results.

**Sample 2** : Flag "Anemia" means that the sample has the possibility of anemia.



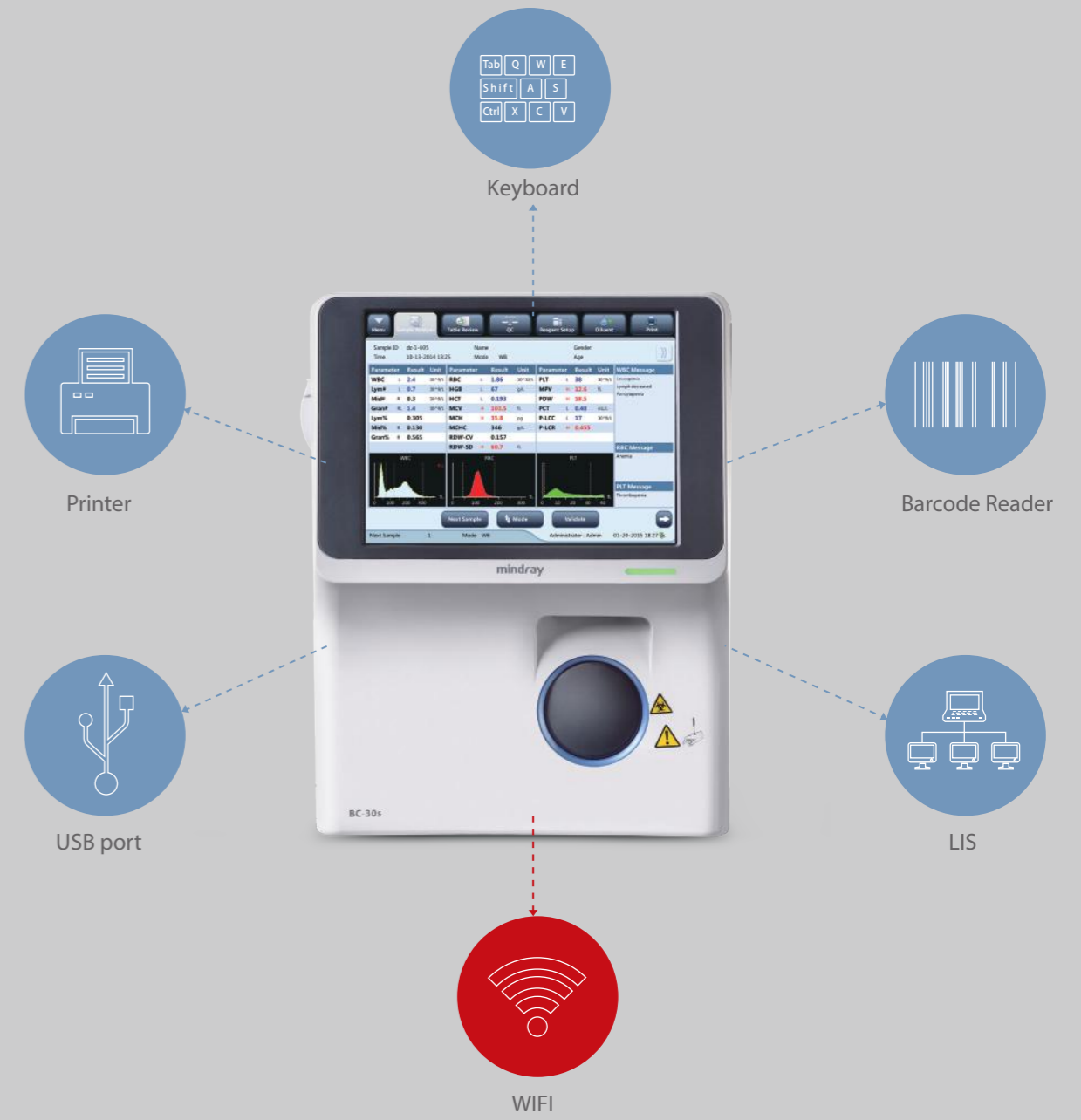
Anemia

**Sample 3** : Flag "Thrombopenia" indicator is shown together with Platelets low flag.



Thrombopenia

Different flag information provided according to parameter results together with histograms.



WIFI capability provides you an added option for data communication together with bi-directional LIS, USB port and LAN port, barcode reader, printer and keyboard.

